

PRODUCT INFORMATION: MISCEA KITCHEN



DESCRIPTION

Sensor faucet with integrated soap and disinfectant dispensers and touch free water temperature controls.

FEATURES

- Electronic faucet with 2 selectable liquid options
- Faucet user interface made of high quality laser engraved glass
- Clear display for water temperature feedback
- Touch free water temperature controls
- Automatic flushing for prevention of water-borne bacteria. Cycles completely adjustable with the miscea remote control (sold separately)
- Compatible with the miscea Connect App (Available separately. See page. 65)
- Optional water flow regulator to increase / decrease the water flow

INCLUDED

- miscea **KITCHEN** Faucet
- Waterbox
- Soapbox
- miscea Liquids
- Stainless steel braided hoses for hot and cold water connections (Length 850 mm)
- Power plug (Cable length 1800 mm)
- 1 x Installation kit
- 1 x Instruction manual

SPECIFICATIONS

Voltage	24 V _{DC}
Input voltage	100 ~ 240 V _{AC} / 50 - 60 Hz
Operating pressure	0,5 - 8 bar
Max. water temp	70 °C
IP rating of PCB	IP 55



100%
Contactless



Integrated
Disinfectant Dispenser



Integrated
Soap Dispenser

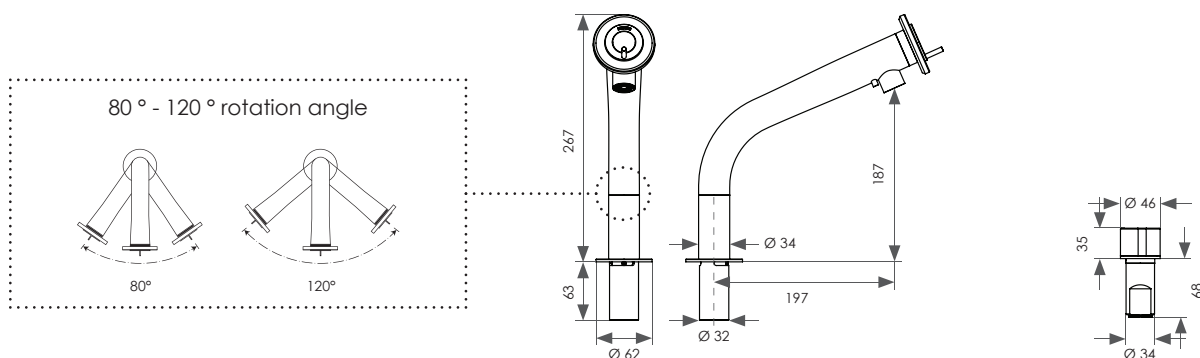


Water Temperature
Control



80 ° - 120 °
Rotation Angle

All measurements are in mm





MODEL / ACCESSORIES:

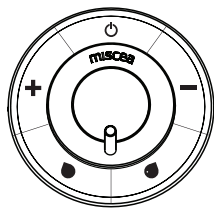
Standard

Water flow regulator

PRODUCT INFORMATION: MISCEA KITCHEN

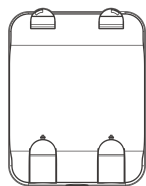
FINISH OPTIONS	MODEL	SOAPBOX TYPE		ACCESSORIES	PRICE	ART. NR.
	Standard	Pouch	Bottle	Water flow regulator	€	
 Polished chrome	✓	✓		✓	1.495,00	KCR4S1NC
	✓		✓	✓	1.595,00	KCR4S2NC
	✓	✓			1.395,00	KCR4S1NC0
	✓		✓		1.495,00	KCR4S2NC0
 Stainless Steel	✓	✓		✓	1.495,00	KER4S1NC
	✓		✓	✓	1.595,00	KER4S2NC
	✓	✓			1.395,00	KER4S1NC0
	✓		✓		1.495,00	KER4S2NC0

Prices are exclusive of VAT, and shipping costs



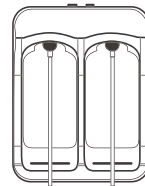
DISPLAY:

SYMBOLS



SOAPBOX TYPE:

FOR POUCHES



FOR BOTTLES

PRODUCT INFORMATION: SOAPBOX

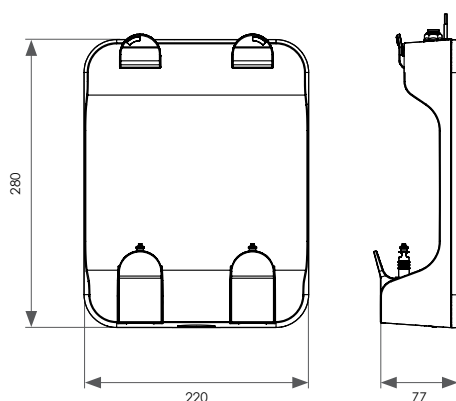


SOAPBOX

DESCRIPTION: SOAPBOX FOR POUCHES

The soapbox for use with 1 L vacuum pouches contains peristaltic pumps for the exact dosing of liquids. This component has a smooth, easy to clean outer surface and 2 closures that secure the vacuum pouches in place.

This soapbox in combination with the vacuum sealed pouches, ensures the quality of the liquid products does not diminish over time as it is not exposed to external contaminants.

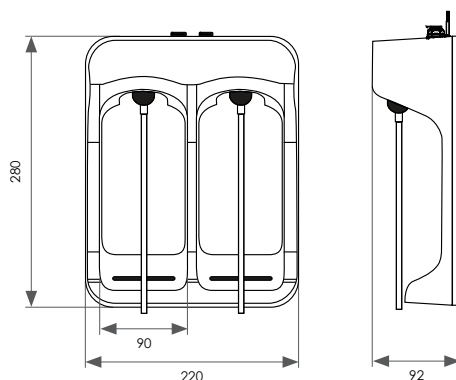


All measurements are in mm



DESCRIPTION: SOAPBOX FOR BOTTLES

The soapbox for use with 1 L Euro bottles contains peristaltic pumps for exact dosing of liquids products. This component has a smooth, easy-to-clean outer surface.



All measurements are in mm

PLEASE NOTE: miscea recommends Euro bottles to not be refilled because refilling liquid hand hygiene products in existing containers has been proven in many studies as a cause of contamination associated with outbreaks.

Source: „HÄNDEHYGIENE IN EINRICHTUNGEN DES GESUNDHEITSWESENS“. In: Bundesgesundheitsblatt - Gesundheitsforschung - Gesundheitsschutz. Stand September 2016. https://www.rki.de/DE/Content/Infekt/Krankenhaushygiene/Kommission/Downloads/Haendehyg_Riil.pdf?__blob=publicationFile (Visited on 02.12.2017)

PRODUCT INFORMATION: **WATERBOX**



WATERBOX

DESCRIPTION:

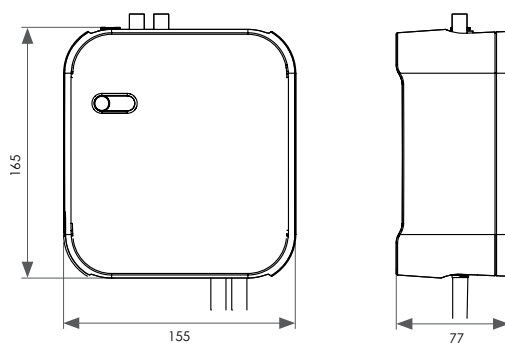
The miscea water box contains a number of important electronic components for the smooth functioning of the miscea CLASSIC and KITCHEN models. It contains a powerful yet low power consuming solenoid valve. In addition, a maintenance-free cartridge and a digital brushless motor allow for the perfect water temperature adjustments.

FEATURES

- Blue LED button to initiate priming mode
- Has smooth glossy finish for easy cleaning
- Quick and easy installation and assembly

SPECIFICATIONS

Cable length	1200 mm
Color	white with grey components



All measurements are in mm